

LER-PATH 100KF-ELS

Pressed steel swivel castor, with bolt hole, wheel, with thermoplastic polyurethane tread, with nylon wheel centre, with synthetic thread guard, large, electrically conductive, non-marking

EAN 4047526188832

ID 852182

Customs tariff number 87169090



Bracket: LER series

- pressed steel, zinc-plated, blue-passivated, Cr6-free
- double ball bearing in the swivel head
- strong central kingpin
- minimum swivel head play and smooth rolling characteristic and increased service life due to the special dynamic Blickle riveting process














Wheel: PATH series

- tread: high-quality thermoplastic polyurethane (TPU), hardness 94 Shore A, colour dark grey, non-marking, non-staining
- wheel centre: high-quality nylon 6, impact resistant, colour silver grey

Other features:

- with synthetic thread guard, large
- very high chemical resistance to many aggressive substances
- operating temperature: -20 °C to +70 °C, temporarily up to +90 °C, reduced load capacity over +35 °C
- electrical conductivity (ohmic resistance) $\leq 10^4 \Omega$

Technical data:

Wheel Ø (D)		100 mm
Wheel width		32 mm
Load capacity at 4 km/h		130 kg
Load capacity (static)		325 kg
Bearing type		ball bearing (C)
Total height (H)		125 mm
Mounting type		bolt hole
Plate Ø		70 mm
Bolt hole		13 mm
Offset (F)		36 mm
Temperature resistance min		-20 °C
Temperature resistance max		70 °C
Tread and tyre hardness		94 Shore A
Unit weight		0.6 kg
Non-marking		✓
Non-staining		✓
Antistatic		✗
ESD		✓
Electrically conductive		✓
Corrosion-resistant		✗
Heat-resistant		✗
Tread hydrolysis-resistant		✗



Tread and tyre hardness

 94 Shore A

Rolling resistance

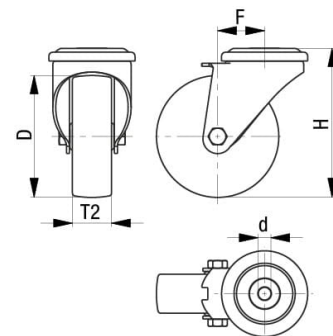
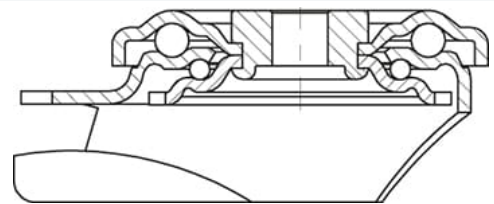
 very good

Wear resistance

 very good

Operating noise / floor surface preservation

 good



Suitable for autoclaves	×
Suitable for machine washing	×

Product references



Corresponding standard locking LER-PATH 100KF-FI-ELS



Wheel used PATH 100/8KF-ELS